

# POPULATION

*Of*

## Persons with Disabilities



## In Nepal

*Compiled by : RCRD—Nepal*

*Source : National Census Report 2011, Published by CBS*

# Population

*Of*

**Persons with Disabilities**

**In Nepal**

*Compiled by :  
RCRD Nepal*



**This is a compilation of some important statistics related to persons with Disabilities in Nepal. The main source of this compilation is recently published report of National Census - 2011 by CBS.**

## Part 1 : General Data of Persons with Disabilities

**Table 1 : Disability Prevalence in Nepal**

Sex	All	PWDs	PR %
Male	12849041	280086	2.18
Female	13645463	233235	1.71
<b>Total</b>	<b>26494504</b>	<b>513321</b>	<b>1.94</b>

**Table 2 : Number of Persons with disabilities by Disability Category**

Sex	Total	Types of Disability							
		Physical	Visual	Hearing	Deaf-Blind	Speech	Mental	Intellectual	Multiple
Male	280086	108279	47041	41204	4803	33190	16787	8280	20502
Female	233235	78178	47724	38103	4633	25665	14210	6608	18114
<b>Total</b>	<b>513321</b>	<b>186457</b>	<b>94765</b>	<b>79307</b>	<b>9436</b>	<b>58855</b>	<b>30997</b>	<b>14888</b>	<b>38616</b>

**Table 3 : Percentage of Persons with disabilities by sex and Category**

Sex	Total	Types of Disability							
		Physical	Visual	Hearing	Deaf-Blind	Speech	Mental	Intellectual	Multiple
Male	54.56	38.66	16.80	14.71	1.71	11.85	5.99	2.96	7.32
Female	45.44	33.52	20.46	16.34	1.99	11.00	6.09	2.83	7.77
<b>Total</b>	<b>100</b>	<b>36.32</b>	<b>18.46</b>	<b>15.45</b>	<b>1.84</b>	<b>11.47</b>	<b>6.04</b>	<b>2.90</b>	<b>7.52</b>

**Table 4 : Number of Persons with Disabilities by Urban and Rural**

Area/Sex	Total	Types of Disability							
		Physical	Visual	Hearing	Deaf-Blind	Speech	Mental	Intellectual	Multiple
<b>Urban</b>									
Male	29947	11467	5312	3850	677	3445	2297	996	1903
Female	24857	8174	5165	3644	686	2774	1864	830	1720
<b>Total</b>	<b>54804</b>	<b>19641</b>	<b>10477</b>	<b>7494</b>	<b>1363</b>	<b>6219</b>	<b>4161</b>	<b>1826</b>	<b>3623</b>
<b>% in total</b>	<b>10.68</b>	<b>10.53</b>	<b>11.06</b>	<b>9.45</b>	<b>14.44</b>	<b>10.57</b>	<b>13.42</b>	<b>12.26</b>	<b>9.38</b>
<b>Rural</b>									
Male	250139	96812	41729	37354	4126	29745	14490	7284	18599
Female	208378	70004	42559	34459	3947	22891	12346	5778	16394
<b>Total</b>	<b>458517</b>	<b>166816</b>	<b>84288</b>	<b>71813</b>	<b>8073</b>	<b>52636</b>	<b>26836</b>	<b>13062</b>	<b>34993</b>
<b>% in total</b>	<b>89.32</b>	<b>89.47</b>	<b>88.94</b>	<b>90.55</b>	<b>85.56</b>	<b>89.43</b>	<b>86.58</b>	<b>87.74</b>	<b>90.62</b>

Note : PWDs = Persons with Disabilities , PR = Prevalence Rate

**Table 5 : Number of Persons with Disabilities by Ecological Belt**

Area/Sex	Total	Types of Disability							
		Phycial	Visual	Hearing	Deaf-blind	Speech	Mental	Intellectual	Multiple
<b>Mountain</b>									
Male	28939	11723	4630	5411	486	3057	1103	557	1972
Female	24301	8716	4901	4491	459	2305	1098	514	1817
<b>Total</b>	<b>53240</b>	<b>20439</b>	<b>9531</b>	<b>9902</b>	<b>945</b>	<b>5362</b>	<b>2201</b>	<b>1071</b>	<b>3789</b>
<b>Hill</b>									
Male	135232	53047	20765	21603	2151	15851	7504	4317	9994
Female	116548	40320	21948	20372	2183	12536	6819	3464	8906
<b>Total</b>	<b>251780</b>	<b>93367</b>	<b>42713</b>	<b>41975</b>	<b>4334</b>	<b>28387</b>	<b>14323</b>	<b>7781</b>	<b>18900</b>
<b>Terai</b>									
Male	115915	43509	21646	14190	2166	14282	8180	3406	8536
Female	92386	29142	20875	13240	1991	10824	6293	2630	7391
<b>Total</b>	<b>208301</b>	<b>72651</b>	<b>42521</b>	<b>27430</b>	<b>4157</b>	<b>25106</b>	<b>14473</b>	<b>6036</b>	<b>15927</b>

## Part 2 : Data of Persons with Disabilities By District and Region

Table 6 : Number of Persons with Disabilities by District and Region

Area/ Sex	Total Pop.	PWDs	Prev. %	Types of Disability							
				Physical	Visual	Hearing	Deaf- Blind	Speech	Mental	Intel- lectual	Multiple
<b>EASTERN REGION</b>											
<b>Taplejung</b>											
Male	60552	2053	3.39	911	301	289	33	191	83	32	213
Female	66909	1677	2.51	635	336	216	18	160	89	38	185
<b>Total</b>	<b>127461</b>	<b>3730</b>	<b>2.93</b>	<b>1546</b>	<b>637</b>	<b>505</b>	<b>51</b>	<b>351</b>	<b>172</b>	<b>70</b>	<b>398</b>
<b>Panchrhar</b>											
Male	90186	2662	2.95	1101	380	410	41	260	151	91	228
Female	101631	2387	2.35	828	436	345	42	275	143	71	247
<b>Total</b>	<b>191817</b>	<b>5049</b>	<b>2.63</b>	<b>1929</b>	<b>816</b>	<b>755</b>	<b>83</b>	<b>535</b>	<b>294</b>	<b>162</b>	<b>475</b>
<b>Ilam</b>											
Male	141126	4208	2.98	1546	654	723	66	436	262	102	419
Female	149128	3428	2.30	1123	544	547	51	358	331	110	364
<b>Total</b>	<b>290254</b>	<b>7636</b>	<b>2.63</b>	<b>2669</b>	<b>1198</b>	<b>1270</b>	<b>117</b>	<b>794</b>	<b>593</b>	<b>212</b>	<b>783</b>
<b>Jhapa</b>											
Male	385096	8466	2.20	3312	1120	1200	107	1133	620	234	740
Female	427554	6910	1.62	2212	972	1107	75	956	622	245	721
<b>Total</b>	<b>812650</b>	<b>15376</b>	<b>1.89</b>	<b>5524</b>	<b>2092</b>	<b>2307</b>	<b>182</b>	<b>2089</b>	<b>1242</b>	<b>479</b>	<b>1461</b>
<b>Morang</b>											
Male	466712	9494	2.03	3628	1395	1284	148	1253	681	293	812
Female	498658	7559	1.52	2401	1281	1119	106	1068	564	270	750
<b>Total</b>	<b>965370</b>	<b>17053</b>	<b>1.77</b>	<b>6029</b>	<b>2676</b>	<b>2403</b>	<b>254</b>	<b>2321</b>	<b>1245</b>	<b>563</b>	<b>1562</b>
<b>Sunsari</b>											
Male	371229	5800	1.56	2239	882	614	92	846	444	191	492
Female	392258	4609	1.17	1488	763	601	79	766	402	134	376
<b>Total</b>	<b>763487</b>	<b>10409</b>	<b>1.36</b>	<b>3727</b>	<b>1645</b>	<b>1215</b>	<b>171</b>	<b>1612</b>	<b>846</b>	<b>325</b>	<b>868</b>
<b>Dhankutta</b>											
Male	76515	2670	3.49	840	292	588	37	397	144	64	308
Female	86897	2211	2.54	645	278	485	33	309	121	58	282
<b>Total</b>	<b>163412</b>	<b>4881</b>	<b>2.99</b>	<b>1485</b>	<b>570</b>	<b>1073</b>	<b>70</b>	<b>706</b>	<b>265</b>	<b>122</b>	<b>590</b>
<b>Terhathum</b>											
Male	47151	1375	2.92	554	236	205	17	147	90	30	96
Female	54426	1251	2.30	422	282	188	20	114	90	22	113
<b>Total</b>	<b>101577</b>	<b>2626</b>	<b>2.59</b>	<b>976</b>	<b>518</b>	<b>393</b>	<b>37</b>	<b>261</b>	<b>180</b>	<b>52</b>	<b>209</b>
<b>Sankhuwasava</b>											
Male	75225	2217	2.95	831	337	382	32	262	120	51	202
Female	83517	1837	2.20	600	327	318	32	199	117	57	187
<b>Total</b>	<b>158742</b>	<b>4054</b>	<b>2.55</b>	<b>1431</b>	<b>664</b>	<b>700</b>	<b>64</b>	<b>461</b>	<b>237</b>	<b>108</b>	<b>389</b>

Area/ Sex	Total Pop.	PWDs	Prev. %	Types of Disability							
				Physical	Visual	Hearing	Deaf- Blind	Speech	Mental	Intel- lectual	Multi- ple
<b>Bhojpur</b>											
Male	86053	2531	2.94	994	331	429	40	325	138	49	225
Female	96406	2087	2.16	704	331	349	43	273	125	58	204
<b>Total</b>	<b>182459</b>	<b>4618</b>	<b>2.53</b>	<b>1698</b>	<b>662</b>	<b>778</b>	<b>83</b>	<b>598</b>	<b>263</b>	<b>107</b>	<b>429</b>
<b>Solukhumbu</b>											
Male	51200	1397	2.73	533	168	254	30	202	56	36	118
Female	54668	1212	2.22	380	183	215	26	183	68	32	125
<b>Total</b>	<b>105868</b>	<b>2609</b>	<b>2.46</b>	<b>913</b>	<b>351</b>	<b>469</b>	<b>56</b>	<b>385</b>	<b>124</b>	<b>68</b>	<b>243</b>
<b>Okhaldhunga</b>											
Male	68687	1874	2.73	751	325	255	41	210	85	51	156
Female	79297	1616	2.04	592	320	214	45	190	92	38	125
<b>Total</b>	<b>147984</b>	<b>3490</b>	<b>2.36</b>	<b>1343</b>	<b>645</b>	<b>469</b>	<b>86</b>	<b>400</b>	<b>177</b>	<b>89</b>	<b>281</b>
<b>Khotang</b>											
Male	97092	3017	3.11	1161	373	516	69	453	137	90	218
Female	109220	2311	2.12	751	351	424	63	356	126	57	183
<b>Total</b>	<b>206312</b>	<b>5328</b>	<b>2.58</b>	<b>1912</b>	<b>724</b>	<b>940</b>	<b>132</b>	<b>809</b>	<b>263</b>	<b>147</b>	<b>401</b>
<b>Udayapur</b>											
Male	149712	4195	2.80	1391	488	733	60	609	175	270	469
Female	167820	3586	2.14	1058	518	606	58	557	182	221	386
<b>Total</b>	<b>317532</b>	<b>7781</b>	<b>2.45</b>	<b>2449</b>	<b>1006</b>	<b>1339</b>	<b>118</b>	<b>1166</b>	<b>357</b>	<b>491</b>	<b>855</b>
<b>Saptari</b>											
Male	313846	4601	1.47	1825	793	486	100	632	369	127	269
Female	325438	3443	1.06	1238	743	465	78	405	243	85	186
<b>Total</b>	<b>639284</b>	<b>8044</b>	<b>1.26</b>	<b>3063</b>	<b>1536</b>	<b>951</b>	<b>178</b>	<b>1037</b>	<b>612</b>	<b>212</b>	<b>455</b>
<b>Siraha</b>											
Male	310101	4875	1.57	1751	932	529	105	583	391	140	444
Female	327227	3790	1.16	1192	899	510	70	339	271	97	412
<b>Total</b>	<b>637328</b>	<b>8665</b>	<b>1.36</b>	<b>2943</b>	<b>1831</b>	<b>1039</b>	<b>175</b>	<b>922</b>	<b>662</b>	<b>237</b>	<b>856</b>
<b>CENTRAL REGION</b>											
<b>Dhanusa</b>											
Male	378538	4781	1.26	1924	838	449	82	526	459	146	357
Female	376239	3631	0.97	1215	814	416	70	376	302	120	318
<b>Total</b>	<b>754777</b>	<b>8412</b>	<b>1.11</b>	<b>3139</b>	<b>1652</b>	<b>865</b>	<b>152</b>	<b>902</b>	<b>761</b>	<b>266</b>	<b>675</b>
<b>Mahottari</b>											
Male	311016	5754	1.85	1933	1271	612	112	834	484	152	356
Female	316564	4412	1.39	1292	1256	568	95	509	268	105	319
<b>Total</b>	<b>627580</b>	<b>10166</b>	<b>1.62</b>	<b>3225</b>	<b>2527</b>	<b>1180</b>	<b>207</b>	<b>1343</b>	<b>752</b>	<b>257</b>	<b>675</b>
<b>Sarlahi</b>											
Male	389756	5588	1.43	2202	935	551	96	902	346	195	361
Female	379973	3997	1.05	1338	884	438	91	622	229	122	273
<b>Total</b>	<b>769729</b>	<b>9585</b>	<b>1.25</b>	<b>3540</b>	<b>1819</b>	<b>989</b>	<b>187</b>	<b>1524</b>	<b>575</b>	<b>317</b>	<b>634</b>



Area/ Sex	Total Pop.	PWDs	Prev. %	Types of Disability							
				Physi- cal	Visual	Hearing	Deaf- Blind	Speech	Mental	Intel- lectual	Multi- ple
<b>Sindhuli</b>											
Male	142123	3495	2.46	1448	480	487	58	581	160	98	183
Female	154069	2971	1.93	1077	548	444	48	461	127	73	193
<b>Total</b>	<b>296192</b>	<b>6466</b>	<b>2.18</b>	<b>2525</b>	<b>1028</b>	<b>931</b>	<b>106</b>	<b>1042</b>	<b>287</b>	<b>171</b>	<b>376</b>
<b>Ramechap</b>											
Male	93386	4418	4.73	1719	840	661	95	510	177	81	335
Female	109260	2063	1.89	727	453	330	50	230	79	41	153
<b>Total</b>	<b>202646</b>	<b>6481</b>	<b>3.20</b>	<b>2446</b>	<b>1293</b>	<b>991</b>	<b>145</b>	<b>740</b>	<b>256</b>	<b>122</b>	<b>488</b>
<b>Dolakha</b>											
Male	87003	2944	3.38	1302	466	427	66	303	140	44	196
Female	99554	2643	2.65	971	552	391	76	250	158	60	185
<b>Total</b>	<b>186557</b>	<b>5587</b>	<b>2.99</b>	<b>2273</b>	<b>1018</b>	<b>818</b>	<b>142</b>	<b>553</b>	<b>298</b>	<b>104</b>	<b>381</b>
<b>Sindhupalchowk</b>											
Male	138351	3692	2.67	1515	524	580	68	518	159	89	239
Female	149447	2916	1.95	1045	497	469	65	396	154	72	218
<b>Total</b>	<b>287798</b>	<b>6608</b>	<b>2.30</b>	<b>2560</b>	<b>1021</b>	<b>1049</b>	<b>133</b>	<b>914</b>	<b>313</b>	<b>161</b>	<b>457</b>
<b>Kavrepalanchowk</b>											
Male	182936	3576	1.95	1312	529	471	132	504	266	106	256
Female	199001	3094	1.55	972	576	496	114	369	225	100	242
<b>Total</b>	<b>381937</b>	<b>6670</b>	<b>1.75</b>	<b>2284</b>	<b>1105</b>	<b>967</b>	<b>246</b>	<b>873</b>	<b>491</b>	<b>206</b>	<b>498</b>
<b>Lalitpur</b>											
Male	238082	2621	1.10	956	404	390	30	325	231	127	158
Female	230050	2313	1.01	713	414	424	34	284	189	109	146
<b>Total</b>	<b>468132</b>	<b>4934</b>	<b>1.05</b>	<b>1669</b>	<b>818</b>	<b>814</b>	<b>64</b>	<b>609</b>	<b>420</b>	<b>236</b>	<b>304</b>
<b>Bhaktapur</b>											
Male	154884	1652	1.07	610	195	266	33	198	160	78	112
Female	149767	1552	1.04	532	230	296	44	133	143	59	115
<b>Total</b>	<b>304651</b>	<b>3204</b>	<b>1.05</b>	<b>1142</b>	<b>425</b>	<b>562</b>	<b>77</b>	<b>331</b>	<b>303</b>	<b>137</b>	<b>227</b>
<b>Kathmandu</b>											
Male	913001	9144	1.00	3407	1917	1130	147	998	585	324	636
Female	831239	7978	0.96	2623	1786	1238	162	817	552	256	544
<b>Total</b>	<b>1744240</b>	<b>17122</b>	<b>0.98</b>	<b>6030</b>	<b>3703</b>	<b>2368</b>	<b>309</b>	<b>1815</b>	<b>1137</b>	<b>580</b>	<b>1180</b>
<b>Nuwakot</b>											
Male	132787	2592	1.95	1002	505	312	49	292	126	91	215
Female	144684	2098	1.45	698	475	278	40	233	133	58	183
<b>Total</b>	<b>277471</b>	<b>4690</b>	<b>1.69</b>	<b>1700</b>	<b>980</b>	<b>590</b>	<b>89</b>	<b>525</b>	<b>259</b>	<b>149</b>	<b>398</b>
<b>Rasuwa</b>											
Male	21475	572	2.66	213	98	87	10	63	30	20	51
Female	21825	444	2.03	130	76	91	7	67	25	8	40
<b>Total</b>	<b>43300</b>	<b>1016</b>	<b>2.35</b>	<b>343</b>	<b>174</b>	<b>178</b>	<b>17</b>	<b>130</b>	<b>55</b>	<b>28</b>	<b>91</b>

Area/ Sex	Total Pop.	PWDs	Prev. %	Types of Disability							
				Physi- cal	Visual	Hearing	Deaf- Blind	Speech	Mental	Intel- lectual	Multi- ple
<b>Dhading</b>											
Male	157834	4264	2.70	1477	688	655	73	565	222	237	347
Female	178233	3563	2.00	1085	752	553	71	409	218	182	293
<b>Total</b>	<b>336067</b>	<b>7827</b>	<b>2.33</b>	<b>2562</b>	<b>1440</b>	<b>1208</b>	<b>144</b>	<b>974</b>	<b>440</b>	<b>419</b>	<b>640</b>
<b>Makwanpur</b>											
Male	206684	4676	2.26	1738	784	731	57	609	258	185	314
Female	213793	3791	1.77	1258	769	609	63	468	243	145	236
<b>Total</b>	<b>420477</b>	<b>8467</b>	<b>2.01</b>	<b>2996</b>	<b>1553</b>	<b>1340</b>	<b>120</b>	<b>1077</b>	<b>501</b>	<b>330</b>	<b>550</b>
<b>Rautahat</b>											
Male	351079	5126	1.46	1974	1042	511	95	713	354	131	306
Female	335643	3650	1.09	1157	939	393	69	468	243	145	236
<b>Total</b>	<b>686722</b>	<b>8776</b>	<b>1.28</b>	<b>3131</b>	<b>1981</b>	<b>904</b>	<b>164</b>	<b>1181</b>	<b>597</b>	<b>276</b>	<b>542</b>
<b>Bara</b>											
Male	351244	5977	1.70	2113	2139	549	110	171	372	160	363
Female	336464	5072	1.51	1443	1924	498	79	445	260	112	311
<b>Total</b>	<b>687708</b>	<b>11049</b>	<b>1.61</b>	<b>3556</b>	<b>4063</b>	<b>1047</b>	<b>189</b>	<b>616</b>	<b>632</b>	<b>272</b>	<b>674</b>
<b>Parsa</b>											
Male	312358	3676	1.18	1376	919	320	64	412	286	87	212
Female	288659	2539	0.88	789	801	280	40	245	156	63	165
<b>Total</b>	<b>601017</b>	<b>6215</b>	<b>1.03</b>	<b>2165</b>	<b>1720</b>	<b>600</b>	<b>104</b>	<b>657</b>	<b>442</b>	<b>150</b>	<b>377</b>
<b>Chitwan</b>											
Male	279087	6973	2.50	2374	1537	1012	116	746	416	224	548
Female	300897	5964	1.98	1532	1581	997	161	635	403	184	471
<b>Total</b>	<b>579984</b>	<b>12937</b>	<b>2.23</b>	<b>3906</b>	<b>3118</b>	<b>2009</b>	<b>277</b>	<b>1381</b>	<b>819</b>	<b>408</b>	<b>1019</b>
<b>WESTERN REGION</b>											
<b>Gorkha</b>											
Male	121041	3324	2.75	1202	538	607	48	410	187	104	228
Female	150020	2945	1.96	864	587	569	44	373	192	84	232
<b>Total</b>	<b>271061</b>	<b>6269</b>	<b>2.31</b>	<b>2066</b>	<b>1125</b>	<b>1176</b>	<b>92</b>	<b>783</b>	<b>379</b>	<b>188</b>	<b>460</b>
<b>Lamjung</b>											
Male	75913	2532	3.34	769	288	535	43	441	123	76	257
Female	91811	2213	2.41	567	335	510	45	344	98	81	233
<b>Total</b>	<b>167724</b>	<b>4745</b>	<b>2.83</b>	<b>1336</b>	<b>623</b>	<b>1045</b>	<b>88</b>	<b>785</b>	<b>221</b>	<b>157</b>	<b>490</b>
<b>Tanahau</b>											
Male	143410	3344	2.33	1253	456	479	49	489	228	135	255
Female	179878	2824	1.57	851	464	510	51	418	208	86	236
<b>Total</b>	<b>323288</b>	<b>6168</b>	<b>1.91</b>	<b>2104</b>	<b>920</b>	<b>989</b>	<b>100</b>	<b>907</b>	<b>436</b>	<b>221</b>	<b>491</b>
<b>Syangja</b>											
Male	125833	3132	2.49	1247	473	355	41	392	251	118	255
Female	163315	2582	1.58	843	479	380	31	348	218	90	193
<b>Total</b>	<b>289148</b>	<b>5714</b>	<b>1.98</b>	<b>2090</b>	<b>952</b>	<b>735</b>	<b>72</b>	<b>740</b>	<b>469</b>	<b>208</b>	<b>448</b>



Area/ Sex	Total Pop.	PWDs	Prev. %	Types of Disability							
				Physi- cal	Visual	Hearing	Deaf- Blind	Speech	Mental	Intel- lectual	Multi- ple
<b>Kaski</b>											
Male	236385	4982	2.11	1874	757	744	76	606	371	167	387
Female	255713	4237	1.66	1336	773	736	89	494	281	123	405
<b>Total</b>	<b>492098</b>	<b>9219</b>	<b>1.87</b>	<b>3210</b>	<b>1530</b>	<b>1480</b>	<b>165</b>	<b>1100</b>	<b>652</b>	<b>290</b>	<b>792</b>
<b>Manang</b>											
Male	3661	107	2.92	28	7	22	0	21	4	1	24
Female	2877	97	3.37	14	5	29	1	13	9	3	23
<b>Total</b>	<b>6538</b>	<b>204</b>	<b>3.12</b>	<b>42</b>	<b>12</b>	<b>51</b>	<b>1</b>	<b>34</b>	<b>13</b>	<b>4</b>	<b>47</b>
<b>Mustang</b>											
Male	7093	223	3.14	50	32	55	2	36	13	11	24
Female	6359	229	3.60	50	32	50	3	42	20	12	20
<b>Total</b>	<b>13452</b>	<b>452</b>	<b>3.36</b>	<b>100</b>	<b>64</b>	<b>105</b>	<b>5</b>	<b>78</b>	<b>33</b>	<b>23</b>	<b>44</b>
<b>Myagdi</b>											
Male	51395	3119	6.07	892	385	846	41	369	114	98	374
Female	62246	3003	4.82	700	439	890	54	378	133	99	310
<b>Total</b>	<b>113641</b>	<b>6122</b>	<b>5.39</b>	<b>1592</b>	<b>824</b>	<b>1736</b>	<b>95</b>	<b>747</b>	<b>247</b>	<b>197</b>	<b>684</b>
<b>Parbat</b>											
Male	65301	1972	3.02	779	270	311	31	261	165	64	91
Female	81289	1681	2.07	615	260	285	28	196	144	49	104
<b>Total</b>	<b>146590</b>	<b>3653</b>	<b>2.49</b>	<b>1394</b>	<b>530</b>	<b>596</b>	<b>59</b>	<b>457</b>	<b>309</b>	<b>113</b>	<b>195</b>
<b>Baglung</b>											
Male	117997	3352	2.84	1437	446	480	41	369	225	98	256
Female	150616	2827	1.88	1019	451	464	38	336	242	93	184
<b>Total</b>	<b>268613</b>	<b>6179</b>	<b>2.30</b>	<b>2456</b>	<b>897</b>	<b>944</b>	<b>79</b>	<b>705</b>	<b>467</b>	<b>191</b>	<b>440</b>
<b>Gulmi</b>											
Male	120995	4215	3.48	1549	596	579	67	550	307	171	396
Female	159165	3456	2.17	1144	577	539	58	430	290	135	283
<b>Total</b>	<b>280160</b>	<b>7671</b>	<b>2.74</b>	<b>2693</b>	<b>1173</b>	<b>1118</b>	<b>125</b>	<b>980</b>	<b>597</b>	<b>306</b>	<b>679</b>
<b>Palpa</b>											
Male	115840	3590	3.10	1405	424	600	40	508	211	186	216
Female	145340	2947	2.03	970	393	616	32	373	235	156	172
<b>Total</b>	<b>261180</b>	<b>6537</b>	<b>2.50</b>	<b>2375</b>	<b>817</b>	<b>1216</b>	<b>72</b>	<b>881</b>	<b>446</b>	<b>342</b>	<b>388</b>
<b>Nawalparasi</b>											
Male	303675	6022	1.98	2253	843	920	109	837	423	216	421
Female	339833	4851	1.43	1439	802	911	94	715	346	171	373
<b>Total</b>	<b>643508</b>	<b>10873</b>	<b>1.69</b>	<b>3692</b>	<b>1645</b>	<b>1831</b>	<b>203</b>	<b>1552</b>	<b>769</b>	<b>387</b>	<b>794</b>
<b>Rupandehi</b>											
Male	432193	5573	1.29	2288	882	544	93	664	485	187	430
Female	448003	4317	0.96	1429	886	483	88	513	380	164	374
<b>Total</b>	<b>880196</b>	<b>9890</b>	<b>1.12</b>	<b>3717</b>	<b>1768</b>	<b>1027</b>	<b>181</b>	<b>1177</b>	<b>865</b>	<b>351</b>	<b>804</b>

Area/ Sex	Total Pop.	PWDs	Prev. %	Types of Disability							
				Physi- cal	Visual	Hearing	Deaf- Blind	Speech	Mental	Intel- lectual	Multi- ple
<b>Kapilvastu</b>											
Male	285599	4173	1.46	1659	755	367	60	477	368	149	338
Female	286337	3160	1.10	1033	717	335	75	379	255	110	256
<b>Total</b>	<b>571936</b>	<b>7333</b>	<b>1.28</b>	<b>2692</b>	<b>1472</b>	<b>702</b>	<b>135</b>	<b>856</b>	<b>623</b>	<b>259</b>	<b>594</b>
<b>Arghakhanchi</b>											
Male	86266	2782	3.22	1123	386	354	36	327	207	164	185
Female	111366	2383	2.14	878	372	373	45	263	188	107	157
<b>Total</b>	<b>197632</b>	<b>5165</b>	<b>2.61</b>	<b>2001</b>	<b>758</b>	<b>727</b>	<b>81</b>	<b>590</b>	<b>395</b>	<b>271</b>	<b>342</b>
<b>MID - WEST REGION</b>											
<b>Pyuthan</b>											
Male	100053	3114	3.11	1363	313	532	37	338	229	95	207
Female	128049	2816	2.20	1111	363	531	32	287	202	88	202
<b>Total</b>	<b>228102</b>	<b>5930</b>	<b>2.60</b>	<b>2474</b>	<b>676</b>	<b>1063</b>	<b>69</b>	<b>625</b>	<b>431</b>	<b>183</b>	<b>409</b>
<b>Rolpa</b>											
Male	103100	3883	3.77	1563	604	778	47	354	123	102	312
Female	121406	3575	2.94	1210	725	763	75	304	129	82	287
<b>Total</b>	<b>224506</b>	<b>7458</b>	<b>3.32</b>	<b>2773</b>	<b>1329</b>	<b>1541</b>	<b>122</b>	<b>658</b>	<b>252</b>	<b>184</b>	<b>599</b>
<b>Rukum</b>											
Male	99159	3135	3.16	1287	526	640	41	312	99	42	188
Female	109408	2787	2.55	956	558	666	42	258	80	41	186
<b>Total</b>	<b>208567</b>	<b>5922</b>	<b>2.84</b>	<b>2243</b>	<b>1084</b>	<b>1306</b>	<b>83</b>	<b>570</b>	<b>179</b>	<b>83</b>	<b>374</b>
<b>Salyan</b>											
Male	115969	3413	2.94	1433	504	600	53	380	137	80	226
Female	126475	2820	2.23	1026	496	598	65	251	121	43	220
<b>Total</b>	<b>242444</b>	<b>6233</b>	<b>2.57</b>	<b>2459</b>	<b>1000</b>	<b>1198</b>	<b>118</b>	<b>631</b>	<b>258</b>	<b>123</b>	<b>446</b>
<b>Dang</b>											
Male	261059	6860	2.63	2398	1271	1082	342	744	326	179	518
Female	291524	6021	2.07	1831	1242	1154	354	584	275	105	476
<b>Total</b>	<b>552583</b>	<b>12881</b>	<b>2.33</b>	<b>4229</b>	<b>2513</b>	<b>2236</b>	<b>696</b>	<b>1328</b>	<b>601</b>	<b>284</b>	<b>994</b>
<b>Banke</b>											
Male	244255	4226	1.73	1587	745	645	66	395	297	210	281
Female	247058	3242	1.31	1019	646	615	56	296	226	154	230
<b>Total</b>	<b>491313</b>	<b>7468</b>	<b>1.52</b>	<b>2606</b>	<b>1391</b>	<b>1260</b>	<b>122</b>	<b>691</b>	<b>523</b>	<b>364</b>	<b>511</b>
<b>Bardiya</b>											
Male	205080	4377	2.13	1564	888	678	88	468	279	123	289
Female	221496	3820	1.72	1134	983	659	86	371	225	101	261
<b>Total</b>	<b>426576</b>	<b>8197</b>	<b>1.92</b>	<b>2698</b>	<b>1871</b>	<b>1337</b>	<b>174</b>	<b>839</b>	<b>504</b>	<b>224</b>	<b>550</b>
<b>Surkhet</b>											
Male	169421	5619	3.32	2642	798	860	73	458	288	112	388
Female	181383	4672	2.58	1985	830	801	65	344	246	89	312
<b>Total</b>	<b>350804</b>	<b>10291</b>	<b>2.93</b>	<b>4627</b>	<b>1628</b>	<b>1661</b>	<b>138</b>	<b>802</b>	<b>534</b>	<b>201</b>	<b>700</b>

Area/ Sex	Total Pop.	PWDs	Prev. %	Types of Disability							
				Physi- cal	Visual	Hear- ing	Deaf- Blind	Speech	Mental	Intel- lectual	Multi- ple
<b>Dailekh</b>											
Male	126990	4179	3.29	1918	716	624	60	408	135	81	237
Female	134780	3428	2.54	1430	725	565	53	287	113	59	196
<b>Total</b>	<b>261770</b>	<b>7607</b>	<b>2.91</b>	<b>3348</b>	<b>1441</b>	<b>1189</b>	<b>113</b>	<b>695</b>	<b>248</b>	<b>140</b>	<b>433</b>
<b>Jajarkot</b>											
Male	85537	3709	4.34	1779	666	614	44	307	93	47	159
Female	85767	3139	3.66	1397	678	507	49	210	92	42	164
<b>Total</b>	<b>171304</b>	<b>6848</b>	<b>4.00</b>	<b>3176</b>	<b>1344</b>	<b>1121</b>	<b>93</b>	<b>517</b>	<b>185</b>	<b>89</b>	<b>323</b>
<b>Dolpa</b>											
Male	18238	819	4.49	310	136	181	17	90	10	10	65
Female	18462	783	4.24	237	157	164	21	88	22	9	85
<b>Total</b>	<b>36700</b>	<b>1602</b>	<b>4.37</b>	<b>547</b>	<b>293</b>	<b>345</b>	<b>38</b>	<b>178</b>	<b>32</b>	<b>19</b>	<b>150</b>
<b>Jumla</b>											
Male	54898	1850	3.37	618	314	494	32	222	54	28	88
Female	54023	1398	2.59	425	279	373	19	153	57	16	76
<b>Total</b>	<b>108921</b>	<b>3248</b>	<b>2.98</b>	<b>1043</b>	<b>593</b>	<b>867</b>	<b>51</b>	<b>375</b>	<b>111</b>	<b>44</b>	<b>164</b>
<b>Kalikot</b>											
Male	68833	2923	4.25	1410	472	486	44	237	93	45	136
Female	68115	2339	3.43	1017	486	438	31	150	87	41	89
<b>Total</b>	<b>136948</b>	<b>5262</b>	<b>3.84</b>	<b>2427</b>	<b>958</b>	<b>924</b>	<b>75</b>	<b>387</b>	<b>180</b>	<b>86</b>	<b>225</b>
<b>Mugu</b>											
Male	28025	1066	3.80	368	174	284	26	100	35	22	57
Female	27261	851	3.12	253	198	220	19	60	22	18	61
<b>Total</b>	<b>55286</b>	<b>1917</b>	<b>3.47</b>	<b>621</b>	<b>372</b>	<b>504</b>	<b>45</b>	<b>160</b>	<b>57</b>	<b>40</b>	<b>118</b>
<b>Humla</b>											
Male	25833	1315	5.09	503	129	367	9	138	19	30	120
Female	25025	1096	4.38	407	150	248	7	106	32	34	112
<b>Total</b>	<b>50858</b>	<b>2411</b>	<b>4.74</b>	<b>910</b>	<b>279</b>	<b>615</b>	<b>16</b>	<b>244</b>	<b>51</b>	<b>64</b>	<b>232</b>
<b>FAR - WEST REGION</b>											
<b>Bajura</b>											
Male	65806	3224	4.90	1361	577	698	37	228	84	55	184
Female	69106	2671	3.87	1007	633	543	41	168	84	44	151
<b>Total</b>	<b>134912</b>	<b>5895</b>	<b>4.37</b>	<b>2368</b>	<b>1210</b>	<b>1241</b>	<b>78</b>	<b>396</b>	<b>168</b>	<b>99</b>	<b>335</b>
<b>Bajhang</b>											
Male	92794	2534	2.73	983	537	454	45	236	107	52	120
Female	102365	2442	2.39	859	628	479	62	148	90	41	135
<b>Total</b>	<b>195159</b>	<b>4976</b>	<b>2.55</b>	<b>1842</b>	<b>1165</b>	<b>933</b>	<b>107</b>	<b>384</b>	<b>197</b>	<b>93</b>	<b>255</b>
<b>Achham</b>											
Male	120008	4411	3.68	1978	800	661	77	328	195	75	297
Female	137469	4191	3.05	1748	1091	596	90	201	134	60	271
<b>Total</b>	<b>257477</b>	<b>8602</b>	<b>3.34</b>	<b>3726</b>	<b>1891</b>	<b>1257</b>	<b>167</b>	<b>529</b>	<b>329</b>	<b>135</b>	<b>568</b>

Area/ Sex	Total Pop.	PWDs	Prev. %	Types of Disability							
				Physi- cal	Visual	Hearing	Deaf- Blind	Speech	Mental	Intel- lectual	Multi- ple
<b>Doti</b>											
Male	97252	3583	3.68	1340	705	693	56	377	133	70	209
Female	114494	3719	3.25	1302	1017	703	68	244	96	66	223
<b>Total</b>	<b>211746</b>	<b>7302</b>	<b>3.45</b>	<b>2642</b>	<b>1722</b>	<b>1396</b>	<b>124</b>	<b>621</b>	<b>229</b>	<b>136</b>	<b>432</b>
<b>Kailali</b>											
Male	378417	8143	2.15	3170	1555	1167	98	831	510	175	637
Female	397292	7235	1.82	2461	1756	1076	127	678	432	147	558
<b>Total</b>	<b>775709</b>	<b>15378</b>	<b>1.98</b>	<b>5631</b>	<b>3311</b>	<b>2243</b>	<b>225</b>	<b>1509</b>	<b>942</b>	<b>322</b>	<b>1195</b>
<b>Kanchanpur</b>											
Male	216042	4830	2.24	1939	904	670	83	515	270	87	362
Female	235206	4242	1.80	1499	986	615	98	435	236	65	308
<b>Total</b>	<b>451248</b>	<b>9072</b>	<b>2.01</b>	<b>3438</b>	<b>1890</b>	<b>1285</b>	<b>181</b>	<b>950</b>	<b>506</b>	<b>152</b>	<b>670</b>
<b>Dadeldhura</b>											
Male	66556	2742	4.12	1097	453	426	67	308	175	106	110
Female	75538	2408	3.19	988	541	352	68	163	111	58	127
<b>Total</b>	<b>142094</b>	<b>5150</b>	<b>3.62</b>	<b>2085</b>	<b>994</b>	<b>778</b>	<b>135</b>	<b>471</b>	<b>286</b>	<b>164</b>	<b>237</b>
<b>Baitadi</b>											
Male	117407	4193	3.57	1837	693	653	88	370	220	93	239
Female	133491	3595	2.69	1572	731	592	80	198	147	75	200
<b>Total</b>	<b>250898</b>	<b>7788</b>	<b>3.10</b>	<b>3409</b>	<b>1424</b>	<b>1245</b>	<b>168</b>	<b>568</b>	<b>367</b>	<b>168</b>	<b>439</b>
<b>Darchura</b>											
Male	63605	2003	3.15	787	358	351	35	210	96	31	135
Female	69669	1666	2.39	686	362	247	31	122	64	29	125
<b>Total</b>	<b>133274</b>	<b>3669</b>	<b>2.75</b>	<b>1473</b>	<b>720</b>	<b>598</b>	<b>66</b>	<b>332</b>	<b>160</b>	<b>60</b>	<b>260</b>

### Part 3 : Presentation of Data in Graphs

Chart 1 : Number of Persons with Disabilities by Sex

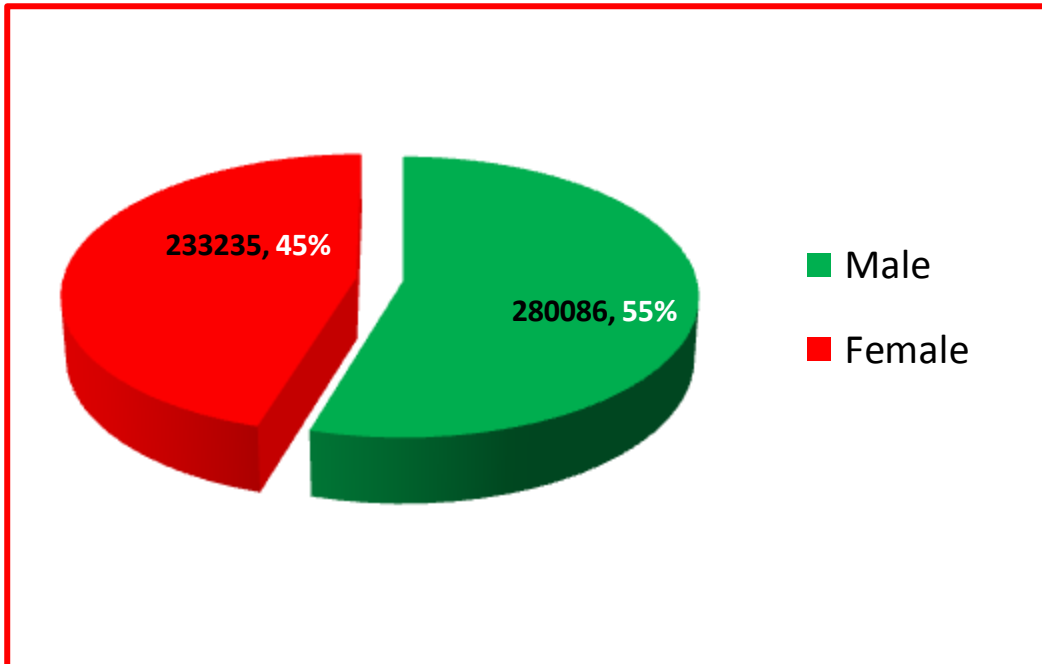
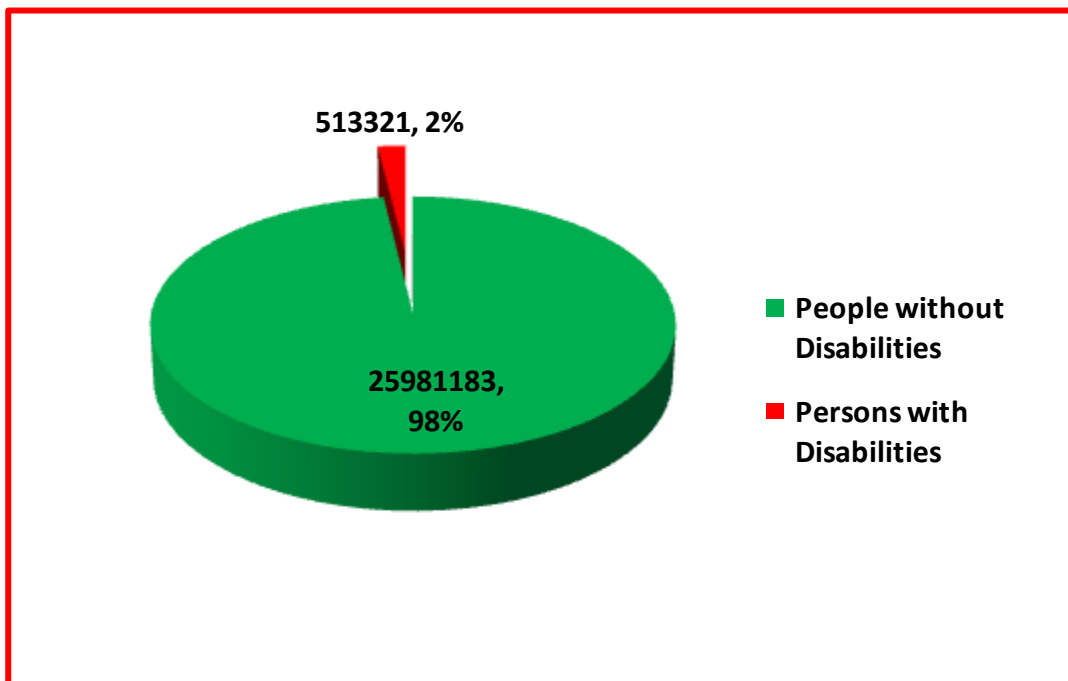
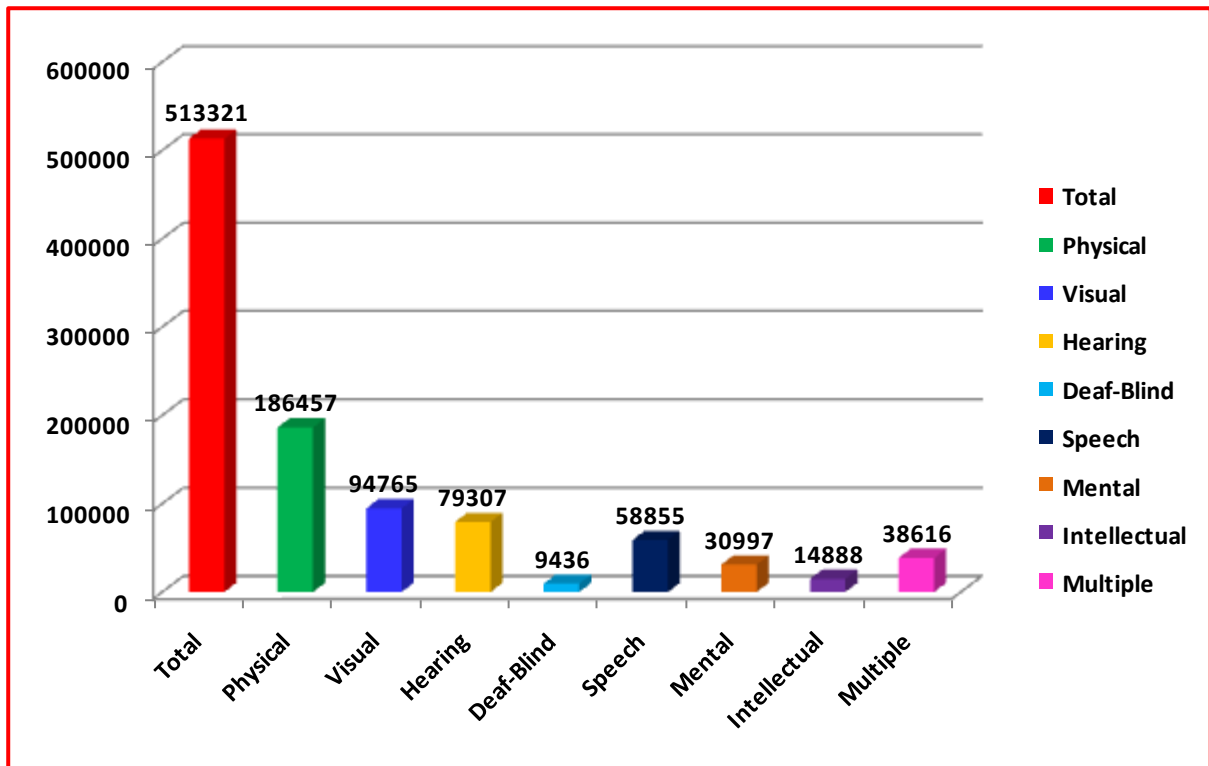


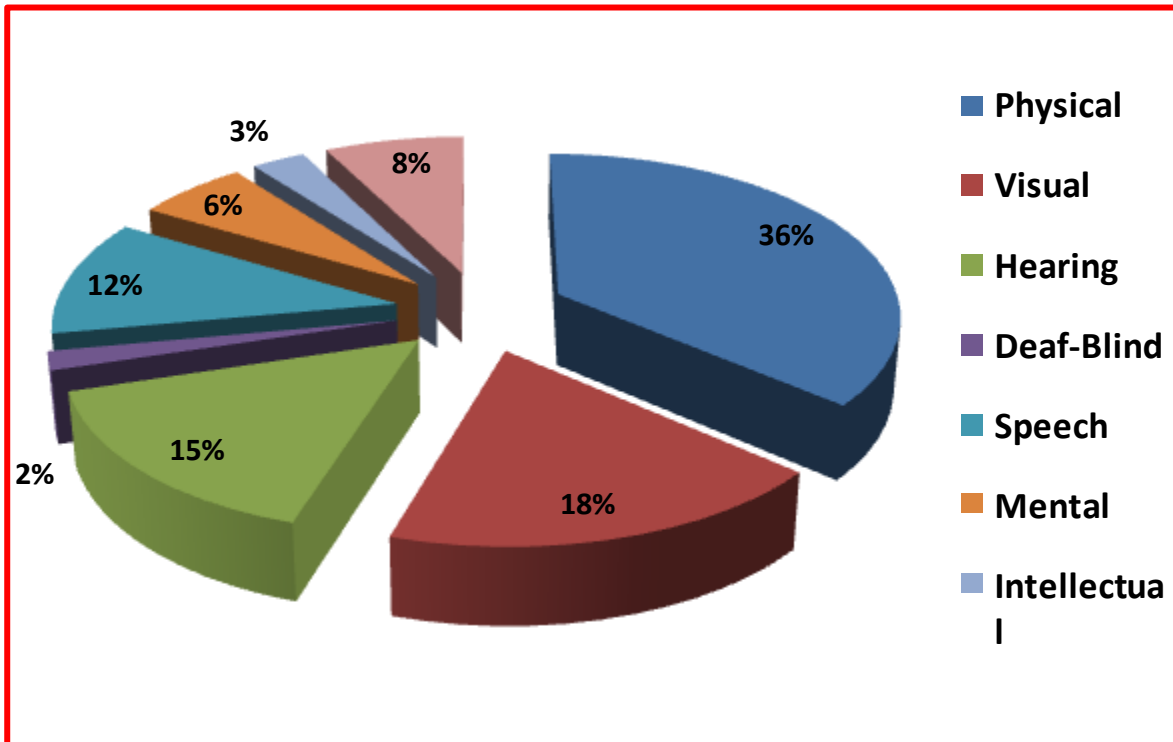
Chart 2 : Prevalence Rate of Persons with Disabilities



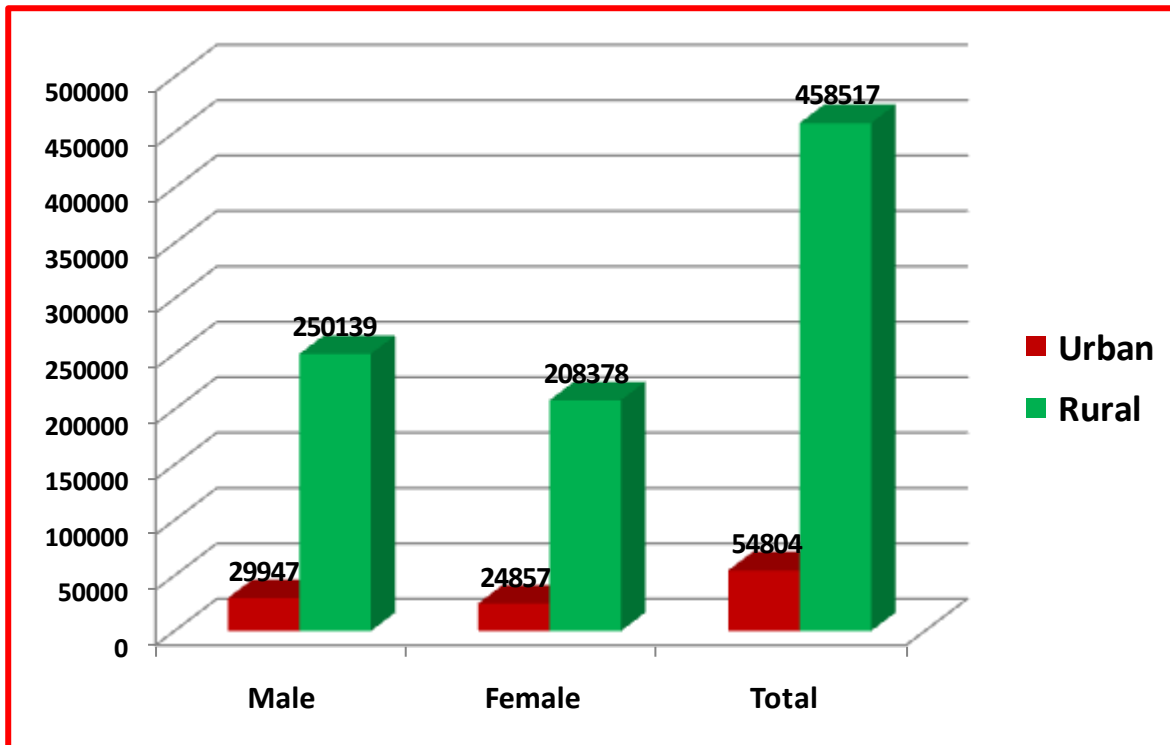
**Chart 3 : Number of Persons with Disabilities by Category**



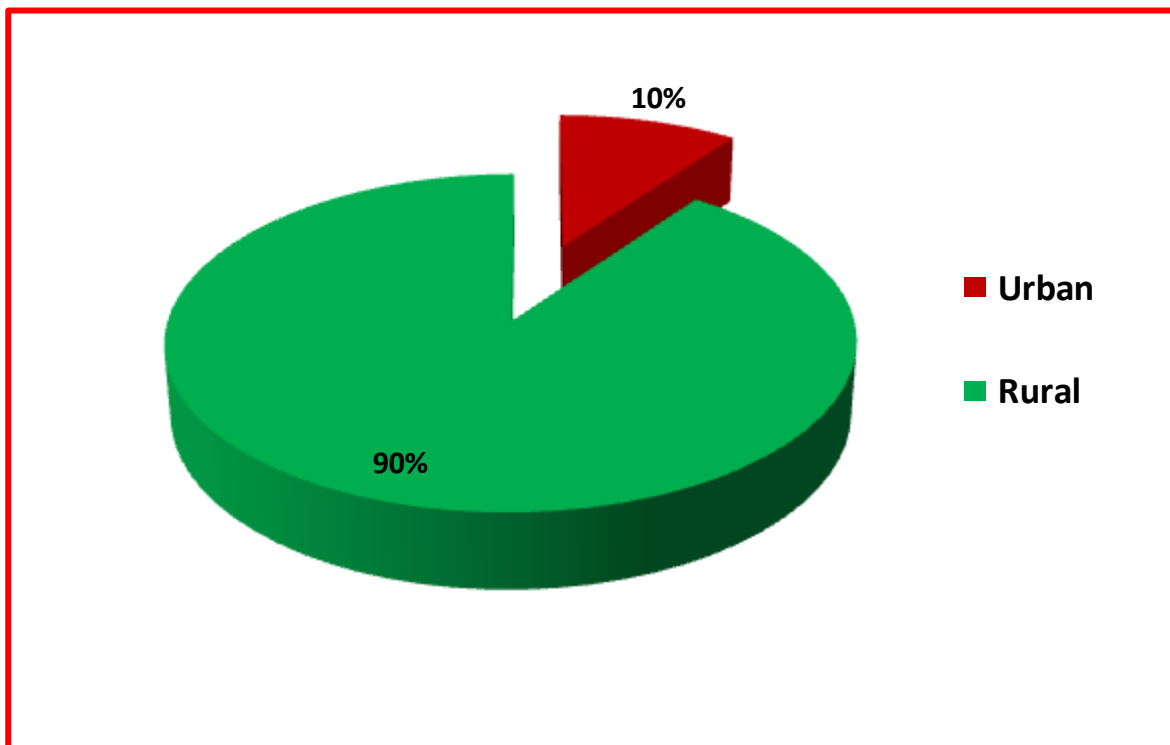
**Chart 4 : Percentage of Persons with Disabilities by Category**



**Chart 5 : Number of Persons with Disabilities by Urban and Rural Area**



**Chart 6 : Percentage of Persons with Disabilities by Urban and Rural Area**





**Chart 7 : Number and Percentage of Persons with Disabilities by Ecological Belt**

